



LAREDO CONSTRUCTION

Illuminator – 4 Pt. Anchor / Spud Barge – Vessel Specifications



Main Characteristics

Overall Length	176 ft
Overall Beam	70 ft
Depth (Barge Only)	10 ft
Design Draft	8 ft
Total Deck Space	12,320 sq ft
Usable Deck Space	8,823 sq ft
Max Deck Cargo	800,000 lbs

Mooring

4 Point Mooring System	American 210
4 Anchors	6,000 lbs
2 Spuds	26 in x 1 in Wall x 50 ft Long

Navigation / Communication Equipment

Radios	Multichannel VHF Marine Radio
--------	-------------------------------

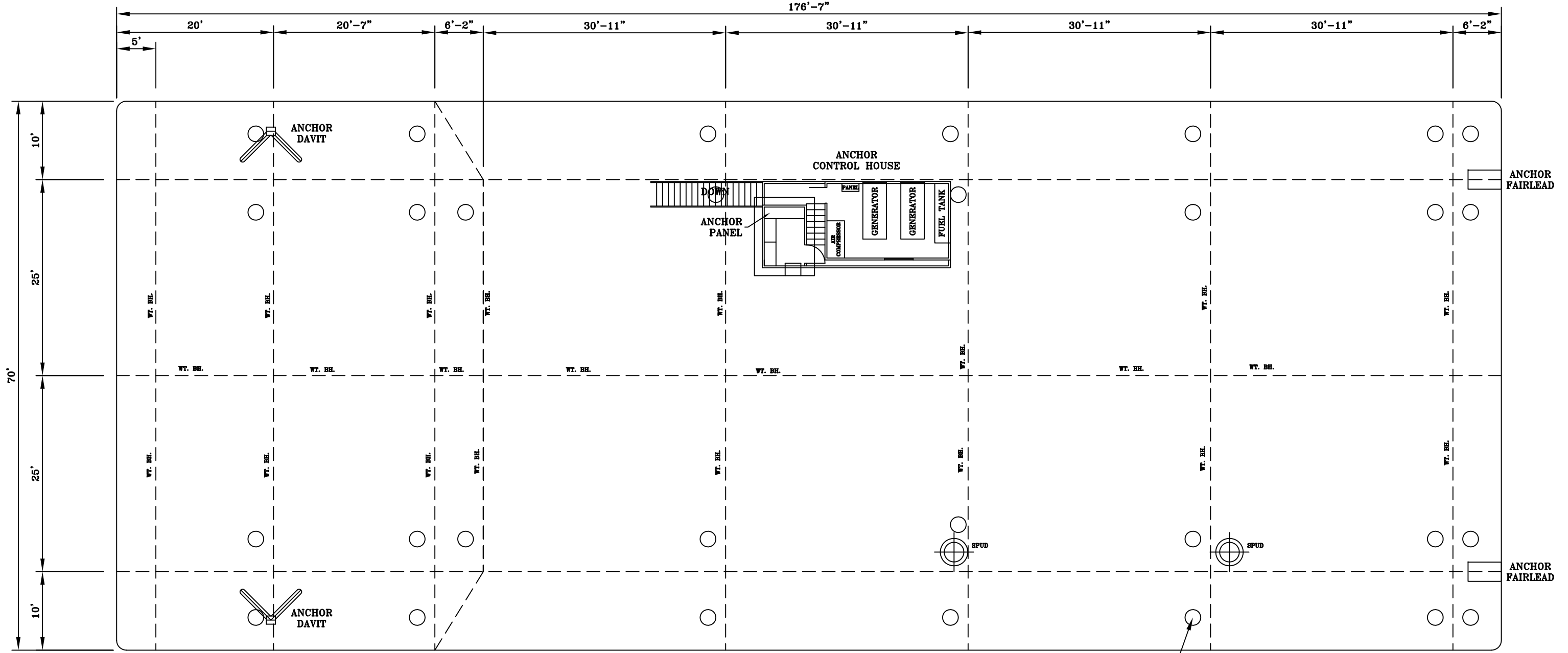
Accessories

Generators	(1) 40 eKw and (1) 30 eKw
Generator Engines	(2) 3-71 Detroit Diesels

Crane

Available upon request

Laredo Construction, Inc. (LCI) vessel specifications are effective 2 November 2021; LCI reserves the right to amend, modify, revise and/or restate, at any time and from time to time without written notice. Any modification, amendment to/of said specification requires the expressed written permission of LCI; this specification and the entire contents thereof, are the exclusive property of Laredo Construction, Inc.

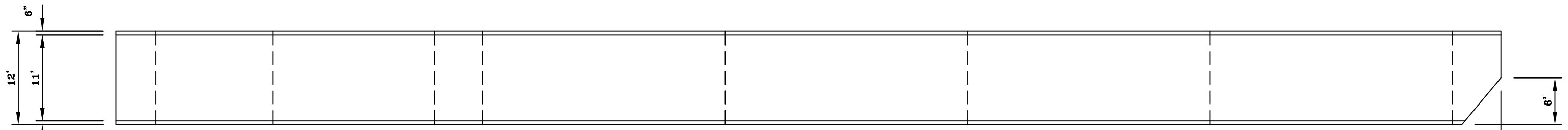


STERN

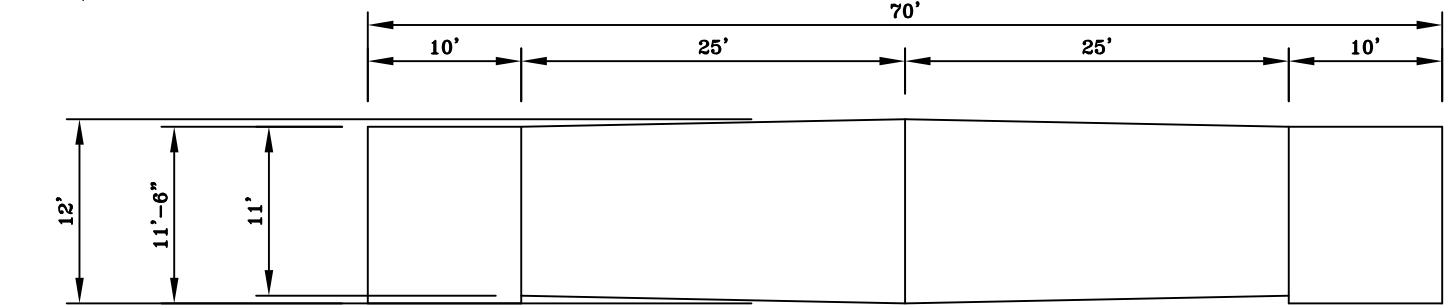
PLAN
TOP DECK

18" MANHOLES (TYP 30)

BOW



ELEVATION
PORTSIDE



ELEVATION
STERN

ILLUMINATOR
SPUD/ANCHOR DECK BARGE
176' X 70' X 12'
DATE: 05/20/2020

